


**CORPORATE
ASSETS INC**

ONLINE AUCTION

PINEHURST GROUP INC.



**MARK YOUR
CALENDARS!**

Tuesday, August 18

10:00 A.M. EDT

120 "C" Line,

Orangeville, Ontario, L9W 3Z8

INSPECTION: BY APPOINTMENT ONLY. Please email
info@corpassets.com to arrange a date & time.

LIVE WEBCAST ONLY

BidSpotter.com

LATE MODEL 150,000 SQ. FT. FABRICATING & WOODWORKING FACILITY!



AUCTION CONDUCTED BY:

CORPORATE ASSETS INC

"Let Our Experience Be Your #1 Asset"™

373 Munster Avenue, Toronto, ON, Canada M8Z 3C8

www.corpassets.com • 416.962.9600 • info@corpassets.com

LATE MODEL OFFERING OF FABRICATING EQUIPMENT AVAILABLE

2011


CO2 LASER



15,797 CUTTING HRS

HANKWANG FL3015 CNC twin table laser cutting machine

2015



5 AXIS

FLOW MACH 4C 4030XD 5 axis CNC waterjet

2012



120 TON

BAYKAL APHS 3106x120 hydraulic CNC press brake



125 TON

AMADA PROMECAM HFB 1254 CNC press brake

2012



48" X 157" CAPACITY

NANTANG RKC 1220x4000 CNC V-grooving machine

CNC LASER

HANKWANG (2011) FL3015 4000 WATT CNC twin table laser cutting machine with SIEMENS CNC control, travels: X - 122", Y - 63", Z - 6.3", cutting speeds to 65.5"/min, 1874 lb. max. work piece weight, (2) 64"x128" tables, PRC PLS 4000 CO2 laser with 15,797 cutting hours (recorded at time of listing), high speed table shuttle, ACCU CHILLER NQ SERIES chiller unit, KELLER L-CUT-2-P5-B58-V 7HP dust collector/dry separator (components may be sold separately), s/n: FL-285

CNC WATERJET

FLOW (2015) MACH 4C 4030XD 5 axis CNC waterjet with FLOW CNC control, travels: X - 160", Y - 126", Z - 12", B - 120 deg. (in 1 deg. increments), C- 120 deg. (in 1 deg. increments), cutting speeds to 1000"/min, 126"x160" table, FLOW HYPERJET high pressure water pump, EBBCO WJF-36000-CLC chiller unit (may be sold separately), s/n: 116682

CNC V-GROOVING MACHINE

NANTANG (2012) RKC 1220x4000 CNC V-grooving machine with SIEMENS CNC control, 48"x157" capacity, 6.5"/min max. feed rate, cutting speeds to 196"/min, s/n: 06K1102

GLASS WORKING MACHINES

DEWAY (2017) DXM251 glass straight-line beveling machine with 8 heads, 1 power feed, 120mmx120mm glass sizes, 3mm-19mm glass thickness, and 96"x256" roll assist panel, s/n: 0111709011

DEWAY (2005) DJ252 glass straight-angle changing edging machine with 9 spindles, 3mm-25mm thickness capacity, 0-60 deg. mitre range, s/n: 2800511952

CONTACT 416.962.9600 TO CONSIGN EQUIPMENT AT AN UPCOMING AUCTION



35 TON

AMADA RG 35S CNC press brake



30 TON

AMADA SPH-30 hydraulic C-frame press brake



128" X 0.23" CAPACITY

SUMMIT hydraulic shear



2016

HARDLY USED

BAILEIGH BR-12E-10 power bead roller



40 TON

TAURING ALFA 40HI angle bending rolls

CNC PRESS BRAKES

BAYKAL (2012) APHS 3106x120 4 axis hydraulic CNC press brake with DELEM DA-66T touch screen CNC control, 120 ton capacity, 10" max. stroke, 122" bending length, 100" distance between uprights, 17.5" open height, programmable ram depth, 2 axis CNC backgauge, 10,304 hours (recorded at time of listing), s/n: 17947

AMADA PROMECAM (1999) HFB 1254 CNC press brake with AMADA PROMECAM OPERATEUR CNC control, 125 ton capacity, 7" max. stroke, 165" bending length, 148" distance between uprights, 17.7" open height, safety light curtains, 43,358 hours (recorded at time of listing), s/n: HFBO-125-40-H990619

AMADA RG 35S CNC press brake with CNC back gauge, 35 ton capacity, 3.94" stroke, 49" bending length, 40" distance between uprights, 14.58" open height, s/n: 356796

METALWORKING MACHINERY

AMADA SPH-30 hydraulic C-frame press brake with 30 ton capacity, 3.94" stroke, 12"x1/2" bending capacity, 19.7" distance between uprights, 20.5" open height, s/n: 00311071

SUMMIT hydraulic shear with 128"x0.23" capacity, s/n: n/a

BAILEIGH (2016) BR-12E-10 power bead roller with 3.77" roll diameter, 11" throat, 12 GA max. thickness, 2 HP motor, s/n: 28447 (NEW, NEVER USED)

TAURING ALFA 40HI angle bending rolls with 40 ton capacity, 2"x2"x3/16", s/n: 2911

SLP 50"X16GA bending rolls with 3" min. rolling diameter, s/n: 21003

PEDDINGHAUS (2000) PG100 floor type pipe grinder, s/n: 17244

CNC BORING & ROUTING MACHINES

MORBIDELLI (2000) AUTHOR 600S 3 axis CNC boring & routing center with NUM CNC control, 60"x196" work surface, travels: X - 173", Y - 54.5", Z - 7", speeds from 1500 to 24,000 RPM, 14 station ATC, 30 taper spindle, 15 HP, s/n: AL5478

SHODA (2002) SUPERMAX TWIN 3 axis CNC twin head high speed router with FANUC SERIES 180i-M CNC control, spindle speeds to 18,000 RPM, (2) 63"x83" tables, (2) 16 station ATC, BT30 spindles, 16 HP, s/n: MSX-F0401

LARGE OFFERING OF WOOD WORKING EQUIPMENT AVAILABLE

2002



WNA 600 SHUTTLE SYSTEM

SELCO WNA 600 CNC angular beam panel saw



SPEEDS TO 24,000 RPM

MORBIDELLI AUTHOR 600S 3 axis CNC boring & routing center

2004



IMA NOVAMAT CONCEPT L3425 CNC edge bander

CNC PANEL SAW

SELCO (2002) WNA 600 CNC angular beam panel saw with SELCO SERIE WNA CNC control, 173"x86" max. capacity, (2) saws with 7" max. blade diameter, scoring unit, 73 HP, 490/min max. forward feed speed, WNA 600 shuttle system, rear load powered infeed conveyor, offload system, safety cage, s/n: 24036

CNC SANDERS

TAGLIABUE TAG IT 22 CNC 3 head wide belt panel sander with SYEL CNC control, 58" working width, (2) 12 HP blowers, associated hoses & ducting, s/n: E6-36853

TAGLIABUE (2008) TAG TT3 1550 CNC dual belt horizontal sander with touch screen CNC control, (2) 6" belts, 53"x1"H capacity, s/n: 08-36579



TAGLIABUE TAG IT 22 CNC 3 head wide belt panel sander

2008



TAGLIABUE TAG TT3 1550 CNC dual belt horizontal sander

CONTACT 416.962.9600 TO CONSIGN EQUIPMENT AT AN UPCOMING AUCTION

LATE MODEL OFFERING OF GLASS WORKING EQUIPMENT AVAILABLE

2002



6 AXIS

SHODA SUPERMAX TWIN 6 axis CNC twin head high speed router

2017



DEWAY DXM251 glass straight-line beveling machine

2005



DEWAY DJ252 glass straight-angle changing edging machine

2009



TIMESAVERS SERIES 3100 dual head wide belt wet sander

2009



TIMESAVERS S121-13-04 3 head dry sander



SCM M3 multi-blade rip saw



9" X 6" CAPACITY

WEINIG HYDROMAT 23C 5 spindle moulder



ITALPRESSE hot press/glue line

TO SCHEDULE AN AUCTION CONTACT 416.962.9600



CASATI MACCHINE TO/CC 3600 hydraulic veneer guillotine



PROGRESS horizontal belt sander

2 AVAILABLE



KUPER FW1200 veneer splicing machine



SCM S63 stationary planer

9.5" X 24.5" CAPACITY



AMADA CSW-220 notching machine



3 AVAILABLE

SCM SI15F 10" table saw



SCM SI16 12" table saw



DOUCET SRH-20.5-10.5-200-32 hydraulic clamp carrier

VENEER MACHINES

KUPER FW1200 veneer splicing machine with 196/min max. work speed, 0.118" max. veneer sheet thickness, s/n: 2109-1234

CASATI MACCHINE TO/CC 3600 hydraulic veneer guillotine with 141" cutting length, 3" stroke, 4" daylight opening, s/n: n/a

CASATI MACCHINE T10 600 cross-cut veneer guillotine with 24" cutting length, s/n: 97010078

CNC EDGE BANDER

IMA (2004) NOVAMAT CONCEPT L3425 CNC edge bander with IMA CNC control, 2" board thickness capacity, 0.7" edge thickness capacity, 98/min feed rate, s/n: 10541

LARGE OFFERING OF GENERAL MACHINING EQUIPMENT AVAILABLE

2006



4200 RPM


KING INDUSTRIES 942VS
vertical milling machine



MEP TIGER 350 SX cold cut saw



WEINIG R934 RONDAMAT profile knife grinder



DARBERT DB-1800 gap bed engine lathe



SLP 50"x16GA bending rolls



LINCOLN ELECTRIC POWER MIG 300 portable MIG welder



Partial view of sanders/polishers available

SANDERS

TIMESAVERS (2009) S121-13-04 3 head dry sander, with 36" max. work piece width, s/n: 3162

TIMESAVERS (2009) SERIES 3100 dual head wide belt wet sander with 42" max. work piece width, s/n: SN31624

LARICK MODEL 7228 4 head moulding brush sander with 12"x2.75"H capacity, s/n: 25045

MFG. UNKNOWN stroke sander with 6" belt, 116"x1" capacity, s/n: n/a

PROGRESS horizontal belt sander with 6" belt, 5 HP, s/n: n/a
(2) **PROGRESS** horizontal belt sanders with 6" belt, 3 HP, s/n: n/a, n/a

LARGE OFFERING OF FACTORY SUPPORT EQUIPMENT AVAILABLE



2009

250 HP

FARR GS-96 GOLD SERIES outdoor auger-bottom dust collector



30 HP

DONALDSON TORIT DF T4-32 cartridge type dust collector



50 HP

2 AVAILABLE

RODRIGUE METAL HAMMER HOG wood grinder



5000 LB CAPACITY

COMBILIFT CL30060LA31 LPG side loader forklift



TCM FG40N7T & TCM FCG25 LPG forklifts



2011 & 2010

TOYOTA 8FGU25 & TOYOTA 8FGCU25 LPG forklifts

MATERIAL HANDLING EQUIPMENT

COMBILIFT (2007) CL30060LA31 LPG side loader forklift with 5000 lb. capacity, 264" max. lift height, indoor tires, s/n: 6876

TCM FG40N7T LPG forklift with 8400 lb. capacity, 187" max. lift height, 2 stage mast, multi-surface tires, s/n: A23W00292

TOYOTA 8FGU25 LPG forklift with 4600 lb. capacity, 189" max. lift height, 3 stage mast, side shift, fork spreader, multi-surface tires, 4878 hours (recorded at time of listing), s/n: 30991

TCM FCG25 LPG forklift with 4600 lb. capacity, 141" max. lift height, 3 stage mast, side shift, cushion tires, 15,500 hours (recorded at time of listing), s/n: A15G01643

TOYOTA 8FGCU25 LPG forklift with 3200 lb. capacity, 189" max. lift height, 3 stage mast, side shift, fork spreader, multi-surface tires, s/n: 33390

LANSING 48V electric walk-behind stacker with 3000 lb. cap., 130" max. lift height, s/n: n/a

CLARK POWRWORKER 12V electric walk-behind stacker with 2500 lb. capacity, 127" max. lift height, TRANSPORTER MODEL 6A 12V battery charger, s/n: n/a



3.5L V6

FORD F150 XLT 4 door pickup truck

CONTACT 416.962.9600 TO CONSIGN EQUIPMENT AT AN UPCOMING AUCTION

HUGE OFFERING OF WOOD & METAL INVENTORY AVAILABLE



WEINIG OPTICONTROL digital tool display & measuring system



2015

40" X 24" CAPACITY

TROTEC SPEEDY 400 FLEX laser engraving machine



2018

LEICA BLK 360 imaging laser scanner



2017

HP SCITEX FB550/750 64" industrial flatbed UV printer



Partial view of raw material available



Partial view of plywood sheets available



Partial view of plywood sheets available



Partial view of stainless steel & aluminum sheets available



Partial view of mirror panes available



Partial view of shop supplies available

TO SCHEDULE AN AUCTION CONTACT 416.962.9600

CONVENTIONAL MACHINE TOOLS

KING INDUSTRIES (2006) 942VS vertical milling machine with 42"x9" table, speeds to 4200 RPM, 3 HP, FAGOR 2 axis DRO, AL-300S power table feed, 6" machine vise, s/n: 11189

DARBERT DB-1800 gap bed engine lathe with 12" swing over bed, 42" between centers, speeds to 1600 RPM, inch/metric threading, coolant, 12" 3 jaw chuck, s/n: 17881040241

MEP TIGER 350 SX cold cut saw with MEP head positioning system, 12" blade, TIGERSTOP stop gauge/positioning system, 184"x12" infeed conveyor, s/n: 04640224/C

MEP COBRA 350 cold cut saw with 14" blade, speeds to 3400 RPM, s/n: 028413

KING CANADA KC-918S-V horizontal band saw with 9"x18" cutting capacity, 2 HP, coolant, s/n: n/a

VERTICUT 115B roll-in vertical band saw with 30"x18" table, 13" throat, 10" max. work height, s/n: 3943

BOSS WBS-24L vertical band saw with 26"x21" table, 24" throat, approx. 16" max. working height, 3 HP, s/n: B554

RIDGID BS14002 vertical band saw with 14"x14" table, 45 deg. table tilt, 13.5" throat, ¾ HP, s/n: BS100312563

KING CANADA (2012) KC-116FC floor type drill press with 12" diameter table, speeds to 1700 RPM, s/n: 14888/0122

KING CANADA KC-18BPC heavy duty floor type drill press with 5/8" chuck, 16 speeds, s/n: 207155

(2) **KING INDUSTRIAL** 22" floor type drill presses with ¾" chuck, 12 speeds, 1 HP, s/n: 517320, 517297

(2) **DELTA** 17-965 floor type drill presses with speeds to 1720 RPM, ¾ HP, s/n: 011526W2041C, n/a

BUSY BEE B178 drill press with 5/8" chuck, s/n: 63006

CHAS G. ALLEN CO. 4 station drill press with 5 HP (x4), s/n: D342

DELTA 8" double end pedestal grinder with ½ HP

RIDGID 300 COMPACT portable pipe threader, s/n: n/a

MATERIAL HANDLING EQUIPMENT

GORBEL free standing bolt together overhead gantry system with 2 ton capacity, 2 ton electric hoist, 22' span, 34' rails with uprights

WOOD'S POWR-GRIP 6 pad vacuum lifter with 700 lb. capacity

GENIE SLC-18 material lifter with 650 lb. capacity, 222" max. lift height

CONVENTIONAL WOOD-WORKING EQUIPMENT

EMME ELLE (2008) L.B.A. 1350 through type panel polisher with SIEMENS SIMATIC PANEL PLC control, 53"x4"H capacity, (2) belt conveyor working tables, 13" diameter polishing roll, s/n: 2840

SCM M3 multi-blade rip saw with 11" wide capacity, speeds to 4200 RPM, 12" max. blade diameter, 4.75" max. cutting depth, 40 HP, s/n: B.140580

SCM S63 stationary planer with 9.5"x24.5" max. capacity, adjustable feed rate, speeds to 59/min, s/n: KF/003117

SCM T4L horizontal jointer/planer, s/n: n/a

AMADA CSW-220 notching machine with 8 5/8" x 8 5/8" corner notching capacity, 2"x4" edge notching capacity, 3 HP, s/n: 564222

SCM SI16 12" table saw with 45"x32" table, 45 deg. max. blade angle, sliding table attachment, overarm blade guard, s/n: n/a

(3) **SCM** SI15F 10" table saws with 45"x32" table, 45 deg. max. blade angle, sliding table attachment, overarm blade guard, s/n: B.1780480, AB6882, n/a

DEWALT 16" radial arm saw with 42" arm, up to 90 deg. bevel, s/n: n/a

SCM R9 vertical router with 35"x30" table, 36" throat, approx. 20,000 RPM, s/n: n/a

SCM T120C spindle shaper with HOLTZ-HER power feeder, 43"x35" table, 6" spindle travel, speeds to 10,000 RPM, 6.5 HP, s/n: n/a

WEINIG HYDROMAT 23C 5 spindle moulder with 9" working width, 6" working height, feedrate speeds to 196/min, s/n: 83479

DOUCET SRH-20.5-10.5-200-32 hydraulic clamp carrier with 140"x32" capacity, 20 stations, 5 HP, s/n: 96-09-270

HOLZ-HER ET117 power feed roller

MAKITA DXT 12" sliding compound mitre saw

MILWAUKEE 12" sliding compound mitre saw

RIDGID 12" sliding compound mitre saw

FACTORY SUPPORT EQUIPMENT

FARR (2009) GS-96 GOLD SERIES outdoor auger-bottom dust collector with 250 HP blower, KOGERAIR 12-2-482 electric gate valve, FARM KING incline auger, 40 yard ACT dust bin, s/n: n/a

DONALDSON TORIT DF T4-32 30 HP cartridge type dust collector with 12 cartridges, s/n: TG555938-001

KRAEMER KTM 532 4 bag portable dust collector with 3 HP, s/n: 3173

TOOL MAINTENANCE MACHINERY

HP (2017) SCITEX FB550/750 64" industrial flatbed UV printer with 2.5" max. media thickness, 38.9m2/h max. print speed, and 12 print heads, s/n: SG61J11003

LEICA (2018) BLK 360 imaging laser scanner, s/n: 3502230

TROTEC (2015) SPEEDY 400 FLEX laser engraving machine with 40"x24" capacity, 12" max. work piece height, s/n: X4-0282

HP DESIGNJET T520 36" large format printer, s/n: n/a

WELDERS

LINCOLN ELECTRIC SQUARE WAVE TIG 275 TIG welder with cables & gun, s/n: U1980705443

(2) **LINCOLN ELECTRIC** PRECISION TIG 225 TIG welders with cables & gun, s/n: n/a, n/a

(5) **LINCOLN ELECTRIC** SQUARE WAVE TIG 175 PRO TIG welders with cables & gun, s/n: U1031025636, U1020709653, U1031100525, U1030506901, n/a

LINCOLN ELECTRIC SQUARE WAVE TIG 175 TIG welder with cables & gun, s/n: U1970807851

LINCOLN ELECTRIC POWER MIG 300 portable MIG welder with cables & gun, s/n: U1031100735

LINCOLN ELECTRIC INVERTEC STT II digital arc welder with LINCOLN ELECTRIC STT-10 digital wire feed, cables & gun, s/n: U1980106883

HBS (2010) CD2301 portable digital stud welder with cables & gun, s/n: 1011799

ESAB PCM-500 plasma cutter with cables & gun, s/n: n/a

SIP PPV50 rocker arm type spot welder with 50 KVA, s/n: 791

SANDERS

KING CANADA 7060 combination sander with 6" belt, 8" disc, s/n: n/a


PROGRESS combination sander with 6" belt, 12" disc, s/n: n/a
E&P double end sander/buffer with max. 14" wheels, s/n: n/a

MFG. UNKNOWN double end sander/polisher with max. 16" wheels, s/n: n/a

FORD-SMITH double end belt sander/polisher with max. 6" belts, s/n: n/a



Partial view of brake dies available



Partial view of brake dies available




Partial view of brake dies available



Partial view of 30 taper tool holders available



Partial view of 30 taper milling heads available



Partial view of 30 taper milling heads available



Partial view of saw blades available

THIS IS A PARTIAL LISTING ONLY! FOR FURTHER INFORMATION, PLEASE VISIT WWW.CORPASSETS.COM

AUCTION DETAILS

LIVE WEBCAST ONLY

INSPECTION

BY APPOINTMENT ONLY. Please email info@corpassets.com to arrange a date and time.

REMOVAL

All assets must be removed no later than Tuesday, September 8 by appointment only.

TERMS

Corporate Assets Inc. assumes no liability for errors or omissions in this brochure. Corporate Assets Inc. expressly reserves the right to determine the manner of conducting the auction as it may deem appropriate. All subject to prior sale.

PAYMENT

A Buyer's Premium will apply at this sale. International & online bidders may need a refundable deposit to bid. SALE WILL BE CONDUCTED IN USD.

Please refer to our website at **www.corpassets.com** or call 416.962.9600 for further information. Pour les services en français, composez le 1.855.583.5551

We Accept



Please visit our website as specific terms and conditions may apply.

BID ONLINE AT: BidSpotter.com

AFFILIATIONS



INDUSTRIAL AUCTIONEERS ASSOCIATION



©2019 CORPORATE ASSETS INC. ALL RIGHTS RESERVED.

SURPLUS EQUIPMENT?

TURN IDLE ASSETS INTO
CASH!

WE BUY & SELL YOUR SURPLUS MACHINERY

ONE MACHINE OR ENTIRE PLANTS, WE HAVE OVER 60 YEARS EXPERIENCE TO SELL YOUR EQUIPMENT AT FAIR MARKET VALUE.

CONTACT US TODAY TO LEARN MORE! 416.962.9600



SUBSCRIBE TO OUR NEWSLETTER AND GET THE LATEST AUCTION UPDATES



corpassets.com/newsletter-signup